

BENCE



GARDEN & LANDSCAPE 2026

BRADSTONE

PATIOS | FENCING | DRIVEWAYS | DECKING | OUTDOOR LIGHTING | ARTIFICIAL GRASS

Aggregate range for over 150 years



CHELTENHAM LANDSCAPE DISPLAY

Our 2026 bespoke landscaping display exhibits over 40 styles of paving, from concrete to porcelain, in one inspiring space!

We have some of the leading manufacturers of artificial grass and Millboard decking laid to show our maintenance free options! All available to order in, or from stock, with our crane delivery to your address.

With parking adjacent to the display and our resident landscaping expert available to walk you around, why not call in to find inspiration for your garden?

This booklet provides a glimpse of what we offer. Many more ranges are carried in stock, shown on our display and available to order.



INDEX

2-7 Porcelain Paving
8-10 Natural Stone Paving
11-12 Concrete Paving
13-14 Display Map

15 Composite Decking
16 Premium Decking
17 Block Paving
18 Walling

19-20 Timber
21-22 Other Essentials
23-24 LED Lighting
25 Artificial Grass

PORCELAIN PAVING



Pearl

GLOBAL STATION

Experience the timeless elegance of our Station range, crafted to have the sophisticated appearance of slate. These premium quality tiles have a very lightly riven surface.

IN STOCK

900x600mm

FROM
£24.99
M² +VAT

Black

Pearl

Iron



Black



Iron

PORCELAIN PAVING

WHY CHOOSE PORCELAIN?

Porcelain is lower maintenance than other types of paving. It doesn't require sealing, it's durable and doesn't fade. Our Porcelain paving is rectified* meaning near perfect straight edges for ease of laying and joint widths which are consistent.

BRADSTONE ROMELI ON DISPLAY



FROM
£55.99
M² +VAT


800 x 400 mm

BRADSTONE RAPTORA

ON DISPLAY

Bringing realism and detail to your space.

If you're looking for a fusion of natural limestone and the travertine effect, Raptura's got you covered. The pavers have a unique mottled effect that gives them a timeless and distinct finish.



FROM
£29.49
M² +VAT



600 x 600 mm

900 x 600 mm

BRADSTONE **MODE PROFILED**

ON DISPLAY

FROM
£45.49
M² +VAT

The definition of contemporary elegance.

Mode Profiled is a range of beautiful porcelain paving that adds modern sophistication to any garden. It has a fine riven texture featuring mica crystals to add interest and sparkle to your patio

18.36 M²
PATIO
PACK

- 595 x 595 MM
- 595 x 295 MM
- 295 x 295 MM
- 895 x 445 MM
- 895 x 145 MM



Silver Grey



Dark Grey



Dark Grey



Graphite



Honey



Silver Grey

BRADSTONE **UPLAND**



Ash

900 x 600 MM



Chocolate

FROM
£29.49
M² +VAT

PORCELAIN PAVING

BRADSTONE METALLICS ON DISPLAY

Add a statement piece to your garden design.

Designed to define your outdoor area, these pavers feature intricate detailing and a striking industrial effect, boasting an electrifying metallic finish that's sure to catch the eye. This is our most daring and visually arresting design yet.

FROM
£32.99
M² +VAT

900 x 600 MM

Corten

BRADSTONE HEARTWOOD



1200 x 295 MM
24.48 M² PACK

FROM
£37.99
M² +VAT

Brown

Oak

BRADSTONE ROCK

ON DISPLAY

This range offers clean lines, flexibility, and a contemporary look with a low-profile riven surface. It's available in a single size or a four size patio pack, making it a natural-looking product that's simply unmatched.

19.89 M²
PATIO
PACK

895 x 595 MM

FROM
£32.99
M² + VAT

Blue Black

Silver Grey

Sunset Buff

Autumn Green

Silver Grey

BRADSTONE FOORIA

ON DISPLAY

If you're looking for a sophisticated, slate-like finish for your property, Fooria paving is the perfect solution! This paving option offers a seamless blend of elegance and modernity that will elevate any space.

600 x 600 MM

900 x 600 MM

FROM
£27.99
M² + VAT

White

Beige

Anthracite



01242 237241

PORCELAIN PAVING

BENCE SANDSTONE PORCELAIN MERCURY



FROM
£25.99
M² +VAT


EASYJoint

- Easy-to-use and faster than traditional methods
- Wet paving, brush in compound, then strike the joints
- No waste! Submerge unused product in water for later use
- Frost and ice resistant • Restricts weed growth
- 12.5kg tub for joints > 3mm (W) x 20mm (D)



FROM
£32.99
EA +VAT

EASYJoint



EASYJoint Select

- Appears finer than EASYJoint / less coarse grade sand



NATURAL STONE PAVING

Our natural stone paving ranges represent some of our finest products. Perfect for those with discerning tastes, few other materials can match the quality feel and beautiful appearance of natural stone.

We're pleased to be able to say that we're committed to sourcing all of our natural stone from sustainable sources, without sacrificing quality. Our natural stone is highly durable, and many of our ranges are machine cut for a perfect quality finish.



Fossil Buff



Country Buff

SANDSTONE PURE GREY

INSTOCK

Natural Sandstone will give your patio that touch of exclusivity. The many natural tonal variations, differing riven profiles and exquisite natural veining makes every paving slab unique.



PATIO
PACK

■ 900x600MM

■ 600x600MM

■ 600x300MM

■ 300x300MM

FROM
£19.99
M² +VAT

NATURAL STONE PAVING

↻ HAND SELECTED SANDSTONE

Hand Selected Sandstone Paving offers a more refined take on traditional handcut stone. Each slab is individually selected to ensure a more even and balanced colour blend within every pack, while retaining the natural variation, riven texture and handcut character of sandstone. Thickness: **22mm**

FROM
£34.99
M² +VAT



900 x 600 MM

600 x 600 MM

600 x 300 MM


300 x 300 MM



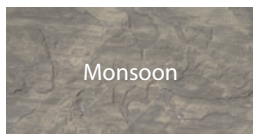
Mint




Buff Brown



York Green

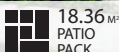


Monsoon



Modak

↻ POLAR GRANITE



900 x 600 MM



Ice




Solstice

FROM
£44.49
M² +VAT

SLATE

Slate is functional and durable, with straight cut edges and a natural textured finish. Non-porous, making it resistant to algae, resilient to the rain and low maintenance.

 15.3 M²
PATIO
PACK

 900 x 600 MM

FROM
£46.99
M² + VAT

Grey


Beige


LIMESTONE

Limestone has a dense, close-grained structure and are moisture resistant, making them well-suited for shady, damp areas in the garden.

 15.3 M²
PATIO
PACK

Midnight only

 900 x 600 MM

 600 x 600 MM

FROM
£27.59
M² + VAT

Midnight

Imperial Blue

Honey Blend

Cathedral

Honey Blend

CONCRETE PAVING

BRADSTONE OLD TOWN ECO

ON DISPLAY

FROM
£52.99
M² +VAT

Perfect for creating a garden with a charming, traditional look. Made from moulds formed from flooring taken from a derelict 19th century Lancashire Cotton Mill, its finish looks just like authentic reclaimed stone. With the appearance of timeworn York flagstones incorporating original tooling marks and weathered edges, there are over 25 different profiles in the range to give a truly random appearance to your patio.



6.4 M²
PATIO
PACK



2.4 M
CIRCLE



4 M
CIRCLE

900 x 600 MM

600 x 600 MM

600 x 300 MM

300 x 300 MM



Weathered
Limestone



Grey Green

Old Quarried

BRADSTONE PEAK RIVEN



BRADSTONE TEXTURED



BRADSTONE OLD RIVEN



BRADSTONE MAHINA



LANDSCAPE DISPLAY : MAP

Porcelain

- 1 **Mode** - Dark Grey
- 2 **Mode** - Silver Grey
- 3 **Mode** - Graphite
- 4 **Fooria** - Anthracite
- 5 **Rock** - Rustic Gold
- 6 **Metallics** - Bronze
- 7 **Raptura** - Ivory
- 8 **Raptura** - Grey
- 9 **Rock** - Silver Grey
- 10 **Metallics** - Corten
- 11 **Romeli** - Grey Blend
- 12 **Romeli** - Buff Blend
- 13 **Rock** - Sunset Buff

Millboard Enhanced Grain


- D1 Burnt Cedar Cladding
- D2 Silver Grey Decking
- D3 Smoked Oak Decking

Natural Stone


- S1 **Sandstone** - Dark Grey
- S2 **Granite Setts** - Silver Grey

Concrete - Old Town Eco

- A1 Weathered Limestone
- A2 Evolve



TruClad - Cladding Florence Mist, Tuscan Brown, Monza Black (Trim - Venice Grey)



Driveway

- B1 **Lumley Cobble** - Mixed
- B2 **Monksbridge** - Royal
- B3 **Monksbridge** - Cinder
- B4 **Woburn Original** - Brindle
- B5 **Woburn Original** - Grey
- B6 **Woburn Rumbled** - Brindle
- B7 **Woburn Rumbled** - Grey
- B8 **Stonemaster** - Mixed
- B9 **Stonemaster** - Light Grey
- B10 **BradDrive 60mm**

Walling Slips

- W1 **Sandstone** - Sunsett Buff
- W2 **Natural Slate** - Blue / Black
- W3 **Natural Slate** - Rustic Gold
- W4 **Sandstone** - Silver Grey
- W5 **Prestige** - Cognac
- W6 **Prestige** - Gris

Walling

- W7 **Old Town** - Edging
- W8 **Old Riven Walling** - AC

Copings - Mode

- C1 Graphite
- C2 Silver Grey
- C3 Dark Grey
- C4 Honey Buff

COMPOSITE DECKING

TRUdeck COMPOSITE DECKING



ON DISPLAY

A dual composite decking board, TRUdeck® is produced with 63% wood powder, 29% recycled HDPE, 8% glue, colours and anti-fungal agents. The mix of materials brings not only stability but also durability, creating an attractive and strong composite decking board.

TRUdeck® is fixed at 400mm centres and fitted using our revolutionary clip system to assist quick installation and longevity of the product.



FROM
£30.99
EA +VAT



Monza Black & Tuscan Brown



Monza Black & Tuscan Brown



Monza Black & Tuscan Brown

TRUclad COMPOSITE CLADDING

ON DISPLAY

Why choose composite cladding?

- Made from wood powder and recycled plastic
- Less than 1% water absorption
- Boards will not warp, twist or rot
- Low maintenance
- Product design life 25 years
- Easy to work with elegant finish
- Quick installation with simple installation guide



FROM
£46.99
2 pk +VAT



Stocked in Florence Mist & Venice Grey


PREMIUM DECKING

ENHANCED GRAIN

millboard

FROM
£73.99
LENGTH
+VAT

Moulds created from specially selected Oak timbers.



ON DISPLAY

millboard
Live. Life. Outside.



Smoked Oak




Limed Oak

CLADDING BOARD + BATTEN

millboard


FROM
£80.99
LENGTH
VAT



CLADDING SHADOW LINE

millboard

FROM
£73.99
LENGTH
VAT



ENHANCED GRAIN ANTIQUE OAK

millboard

FROM
£74.99
LENGTH
VAT



ENHANCED GRAIN BURNT CEDAR

millboard

FROM
£78.99
LENGTH
VAT



DRIVEWAY BLOCK PAVING

DRIVEWAY

Real kerb appeal at an appealing price!

BRADSTONE

100 x 200 x 50 MM

FROM
£17.99
M² +VAT



BRADSTONE

WOBURN RUMBLED

ON DISPLAY

FROM
£28.99
M² +VAT

A delightful cobble style block paving to any driveway. We still use the traditional method of rumbling which gives the most authentic finish on the whole block. This block paving features a weathered appearance and mottled effect, which helps create a sense of real period charm and character.

100 x 134 x 50 MM

134 x 134 x 50 MM

200 x 134 x 50 MM


WALLING

ADD A SENSE OF SHAPE, STRUCTURE AND STYLE

Walling is not only an attractive addition to any garden, it can also help to shape and structure your garden design; connecting different elements and creating eye-catching features such as raised beds, planters, screens, ponds or even barbecues. Available in a wide range of shapes, styles, colours, textures and sizes you're sure to find the perfect fit for your needs.

BRADSTONE **STONE WALLING SLIPS**

ON DISPLAY



BRADSTONE **OLD RIVEN ECO WALLING**



4.22^m
MIXED
PACK

RUSTIC ROPETOP EDGING



OLD TOWN EDGING

ON DISPLAY



TIMBER DEPARTMENT



TIMBER SLEEPERS


FROM
£19.50
EA +VAT



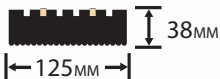
100 x 200 x 2400 MM

125 x 250 x 2400 MM

TIMBER DECKING ANTI SLIP




4.8m long



FROM
£6.49
LM +VAT

TIMBER DECKING



FROM
£2.99
LM +VAT




FENCE PANEL ELITE ESPRIT



FROM
£64.99
EA +VAT

■ 90x180cm ■ 120x180cm ■ 150x180cm ■ 180x180cm

FENCE PANEL ELITE MELOIR



FROM
£72.99
EA +VAT

■ 90x180cm ■ 120x180cm ■ 150x180cm ■ 180x180cm

FENCE PANEL FEATHER EDGE



FROM
£42.99
EA +VAT

■ 150x180cm ■ 180x180cm

FENCE PANEL LAP PANEL



FROM
£28.99
EA +VAT

■ 120x180cm ■ 150x180cm ■ 180x180cm

ADJUSTABLE POST BASE PPRC

Post Size
100-200MM

Stand Off Height
100-150MM

Adjustable after installation



FROM
£36.99
EA +VAT

CONCEALED POST BASE CPT44Z

Post Size
89-100MM

Stand Off Height
25MM



FROM
£12.49
EA +VAT

ADJUSTABLE ELEVATED POST BASE APB100/150

Post Size
100-200MM

Stand Off Height
100-150MM



FROM
£33.49
EA +VAT

GRAVEL BOARD

22 x 150mm x 3.6m
GREEN TREATED



FROM
£5.69
EA +VAT

ARRIS RAIL

75 x 75mm x 3m
TREATED



FROM
£3.29
EA +VAT

FENCE RAIL

38 x 88mm x 3.6m
TREATED



FROM
£4.59
EA +VAT

FEATHER EDGE BOARD

GREEN



Available in:
22 x 125mm
22 x 150mm

FROM
£1.05
EA +VAT

FENCE POSTS

GREEN TREATED



Available in:
2.4m
75 x 75mm
100 x 100mm
3m
100 x 100mm

FROM
£5.99
EA +VAT

FENCING BATTEN

GREEN TREATED



Size: 25x50mm
Length: 4.8m

FROM
£4.25
EA +VAT

FENCE POSTS

CONCRETE

Size: 106 x 84mm

Available in:

2.36m
2.66m



FROM
£21.49
EA +VAT

GRAVEL BOARD

CONCRETE



Available in:
150 x 1830 x 50mm
305 x 1830 x 50mm

FROM
£11.99
EA +VAT

DRIVE IN POST SPIKE



Available in:
75 x 75mm
100 x 100mm

FROM
£7.99
EA +VAT

OTHER ESSENTIALS



LARGE SELECTION OF
DECORATIVE AGGREGATES

FROM
£67.99
BULK BAG
+VAT



ONLY
£74.99
EA +VAT
Melcourt
ORNAMENTAL BARK
BULK BAG 0.6m³



Melcourt
BLENDED LOAM TOP SOIL
BULK BAG 0.6m³
ONLY
£69.99
EA +VAT



ONLY
£6.49
EA +VAT
SPRUCE ORNAMENTAL
Bark mulch ideal for
suppressing weeds and
retaining soil moisture
60 LTR BAG



ONLY
£4.49
EA +VAT
Topsoil™
Blended Loam
for a wide range
of garden and
landscape uses
20 LTR BAG



ONLY
£5.49
EA +VAT
ALL-PURPOSE
PEAT-FREE COMPOST
For s
filling
and as a growbag
40 LTR BAG

LANDTEX

FROM
£11.49
EA +VAT

IDEAL
FOR




DECKING



LANDSCAPING



PLANTING



Sizes: 1m x 15m, 2m x 25m

Nonwoven weed control Landscape fabric

LANDTEX is an eco-friendly weed control solution as it effectively suppresses weeds without the use of chemicals. Allows nutrients, water and air to permeate creating a healthy and fertile soil, whilst preventing weeds getting the light they need to grow.

DRAINTEX

FROM
£63.49
EA +VAT

IDEAL
FOR



DRAINAGE



PATHWAYS



DRIVEWAYS



Sizes: 2m x 25m

A standard duty, non-woven geotextile fabric with excellent drainage and filtration properties.

DRAINTEX has a stable but open structure making it ideal for lining trenches when constructing land (French) drains.

Also used for wrapping soakaway and water attenuation crates in both small domestic and large commercial projects

DRIVETEX

FROM
£84.49
EA +VAT

IDEAL
FOR



DRIVEWAYS



ROADS



DRAINAGE



Sizes: 2.25m x 25m, 4.5m x 11m

A heavy duty, non-woven geotextile fabric providing the best performance in ground stabilisation, filtration and drainage.

DRIVETEX is a professional driveway fabric, to be used beneath MOT Type 1 or 3 aggregate or hardcore in sub-base layers. This prevents sinking and rutting caused by settlement of aggregates into the soil beneath.

GROUNDTEX

FROM
£39.99
EA +VAT

IDEAL
FOR



GROUNDWORKS



PATHWAYS



PATIOS



Sizes: 2.25m x 25m, 4.5m x 11m

A good 'all round' or multi-purpose geo fabric that can be used for weed suppression and ground stabilisation in both soft and hard landscaping schemes.

GROUNDTEX is a tough woven fabric which successfully meets the requirements for use above ground as a heavy duty weed barrier.

LED LIGHTING

e|l|u|mi|ère™



FROM
£18.99
EA +VAT



- Easiest 12V LED Garden Lighting System on the market
- Up to 12 Lights per transformer - any configuration
- No output variance
- Fully waterproof
- 2 Year Warranty
- No electrician required



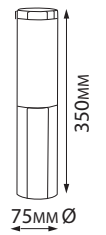
GARDEN BOLLARD LIGHT

Perfect for illuminating pathways, plants & shrubs. Available in black or stainless steel.



3W Bollard Light

Power	3w
Voltage	12v
Bulb Type	MR16
Lumens	40
Cable Length	0.5M
Pack Size	1
Diameter	75MM Ø



FROM
£24.99
EA +VAT

STAINLESS STEEL DECK LIGHTS



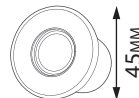
FROM
£55.99
4 PK +VAT

Ideal for lighting deck areas, patios, and steps for style & safety.

Can be mounted both vertically & horizontally.

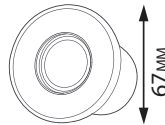
1W Deck Light

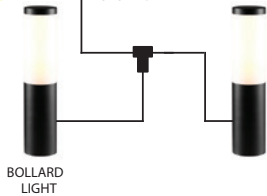
Power	1w
Voltage	12v
Lumens	120
Cable Length	0.2M
Pack Size	4
Hole Required	31MM Ø




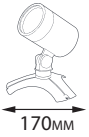
2W Deck Light

Power	2w
Voltage	12v
Lumens	170
Cable Length	0.2M
Pack Size	1
Hole Required	48MM Ø





2W Spotlight	Power	2w
	Voltage	12v
110MM	Bulb	MR11
100MM	Bulb Type	LED
	Lumens	170
	Cable Length	0.5M
	Pack Size	1

3W Spotlight	Power	3w
	Voltage	12v
160MM	Bulb	MR16
170MM	Bulb Type	LED
	Lumens	250
	Cable Length	0.5M
	Pack Size	1

BENCE Windows And Doors

**Local Expertise
Quality Products
Installed with Care**

We supply and install a wide range of high-quality uPVC, aluminium and composite windows and doors, along with patio doors, roof lights, roof lanterns and glass balustrades.

Whether you're renovating, extending or upgrading your home, our friendly local team is here to help from advice to installation.





Unit L, Churchill Industrial Estate
Churchill Road, Cheltenham
Gloucestershire, GL53 7FD



01242 304 305

Opening Hours
Monday - Friday
8:00 AM - 5:00 PM

 bencewindows.co.uk
 windows@bence.co.uk

ARTIFICIAL GRASS



EXBURY DARK

Pile Height: **30 mm**
 Grass Weight: **2.3 kg/m²**
 Grass Colour: **Dark**



FROM
£15.49
 M² +VAT

HORIZON

Pile Height: **55 mm**
 Grass Weight: **2.1 kg/m²**
 Grass Colour: **Dark**



FROM
£16.99
 M² +VAT

OAKLEY

Pile Height: **40 mm**
 Grass Weight: **2.5 kg/m²**
 Grass Colour: **Light**



FROM
£19.49
 M² +VAT



FROM
£32.59
 ea +VAT

ACO Threshold Drain

NEW

Slimline domestic level threshold door drainage. Stocked complete with either a silver or black aluminium. The discreet system has a width of 60mm and is available in 1m lengths.

ACO RainDrain®



FROM
£14.49
 ea +VAT

High quality polymer concrete channel, suitable for pedestrian and cycle traffic up to Load Class A 15. Channels interlock for quick and easy installation.

ACO HexDrain® Brickslot



FROM
£15.99
 ea +VAT

For domestic projects where discreet channel drainage is required. High quality polypropylene channel, suitable for pedestrian & cycle traffic up to Load Class A 15.

ACO HexDrain®



FROM
£8.29
 es +VAT

The ideal drainage channel for domestic applications. High quality polypropylene channel, suitable for pedestrian and cycle traffic up to Load Class A 15.

NEW LOCATION!

SWINDON

Bence Builders Merchants Swindon

Unit 4, Headlands Trading Estate,
Swindon, SN2 7JQ

☎ 01793 383311

🌐 www.bence.co.uk

✉ swindon@bence.co.uk

Opening Hours

Monday - Friday
7:30 AM - 5:00 PM

Saturday
CLOSED



LANDSCAPING | TOOLS | DECORATING | BUILDING MATERIALS | PLUMBING | TIMBER

Bence Builders Merchants Swindon is our latest branch, opened in September 2025. Serving both trade and retail customers, the branch offers local deliveries throughout Swindon, including crane off-load for heavier materials.

The Swindon team are on hand to offer friendly, knowledgeable advice and help customers find the right materials for the job. With a well-stocked yard, convenient collection options and a reliable delivery service, the branch is set up to support everything from everyday trade essentials to larger project requirements.

DELIVERIES

Free next day delivery service to all credit and cash trade account holders on purchases over £150 placed before 12.00pm*.
*Subject to stock availability, delivery location, order value and circumstances beyond our reasonable control.

TERMS & CONDITIONS

Offers valid from 1st May to 31st December 2026, whilst stocks last. All prices shown exclude VAT and are subject to VAT at the prevailing rate. Prices are correct at the time of publication; however, George Bence Group reserves the right to amend prices, specifications, promotions and delivery charges at any time without prior notice due to supplier price increases, changes in market conditions, increases in transport or material costs, changes in taxation or legislation, or any other circumstances beyond our reasonable control.

Errors and omissions excepted. Stock may vary by branch and is subject to availability. Products may be withdrawn or substituted without notice. Offers cannot be used in conjunction with any other promotion, offer or discount arrangement unless otherwise stated. All photographs are for illustrative purposes only and may not represent the exact product supplied.

LOCATIONS

CHELTENHAM

Bence Builders Merchants Cheltenham

41-47 Fairview Road,
Cheltenham, GL52 2EJ

☎ 01242 237 241

🌐 www.bence.co.uk

✉ sales@bence.co.uk

Opening Hours

Monday - Friday
7:00 AM - 5:00 PM

Saturday
7:30 AM - 12:30 PM



Bence Roofing Supplies

Manor Road, MacKenzie Way,
Cheltenham, GL51 9TX

☎ 01242 285 185

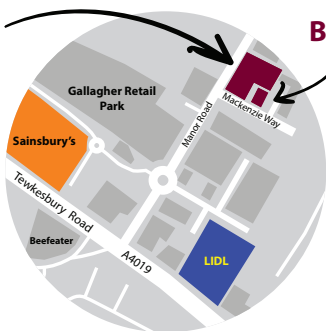
🌐 www.benceroofing.co.uk

✉ sales@benceroofing.co.uk

Opening Hours

Monday - Friday
7:00 AM - 4:30 PM

Saturday
7:30 AM - 11:30 AM



Bence Plumbing & Heating

Manor Road, MacKenzie Way,
Cheltenham, GL51 9TX

☎ 01242 325 345

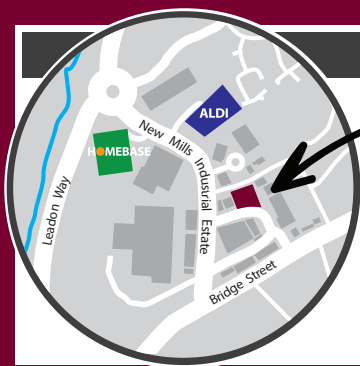
🌐 www.benceplumbing.co.uk

✉ sales@benceplumbing.co.uk

Opening Hours

Monday - Friday
7:00 AM - 5:00 PM

Saturday
8:00 AM - 12:00 AM



Bence Builders Merchants Ledbury

Units 4a &5,
Lower Road Trading Estate,
Ledbury, HR8 2DJ

☎ 01531 48 47 48

🌐 www.bence.co.uk

✉ ledburysales@bence.co.uk

Opening Hours

Monday - Friday
7:30 AM - 5:00 PM

Saturday
7:30 AM - 11:30 AM

BOURTON

Bence Building Supplies Bourton

Units 1-2 The Grafters
Fosseway, Lower Slaughter
GL54 2EY

☎ 01451 414 000

🌐 www.bencebourton.co.uk

✉ bourtonsales@bence.co.uk

Opening Hours

Monday - Friday
7:30 AM - 5:00 PM

Saturday
7:30 AM - 11:30 AM

